

# Audit Progress Report and Sector Update

Westminster City Council  
Year ending 31 March 2019

5 September 2018



# Contents

Section	Page
Introduction	3
Progress at 5 September 2018	4
Audit Deliverables	5
Sector Update	6
Links	14

# Introduction



**Paul Dossett**

**Engagement Lead**

T 020 772 83180  
E [paul.dossett@uk.gt.com](mailto:paul.dossett@uk.gt.com)

This paper provides the Audit and Performance Committee with a report on progress in delivering our responsibilities as your external auditors.

The paper also includes:

- a summary of emerging national issues and developments that may be relevant to you as a local authority; and
- includes a number of challenge questions in respect of these emerging issues which the Committee may wish to consider (these are a tool to use, if helpful, rather than formal questions requiring responses for audit purposes)



**Paul Jacklin**

**Senior Manager**

T 020 7728 3263  
E [paul.j.jacklin@uk.gt.com](mailto:paul.j.jacklin@uk.gt.com)

Members of the Audit and Performance Committee can find further useful material on our website, where we have a section dedicated to our work in the public sector. Here you can download copies of our publications. Click on the Grant Thornton logo to be directed to the website [www.grant-thornton.co.uk](http://www.grant-thornton.co.uk).

If you would like further information on any items in this briefing, or would like to register with Grant Thornton to receive regular email updates on issues that are of interest to you, please contact either your Engagement Lead or Engagement Manager.



**Laurelin Griffiths**

**Manager**

T 020 7865 2293  
E [laurelin.h.griffiths@uk.gt.com](mailto:laurelin.h.griffiths@uk.gt.com)

# Progress at 5 September 2018

## 2017/18 Audit

We have completed our audit of the Council's 2017/18 financial statements. Our audit opinion, including our value for money conclusion was issued on 21 June 2018 and certificate of audit closure was issued on the 5 July 2018.

We issued:

- An unqualified opinion on the Council's financial statements;
- An unqualified opinion on the Council's pension fund financial statements; and
- An unqualified value for money conclusion on the Council's arrangements to secure economy, efficiency and effectiveness in its use of resources.

We have issued all our deliverables for 2017/18 and have concluded our work on the 2017/18 financial year. Our Annual Audit Letter, summarising the outcomes of our audit is included as a separate agenda item.

## 2018/19 Audit

We have begun our planning processes for the 2018/19 financial year audit.

Our detailed work and audit visits will begin later in the year and we will discuss the timing of these visits with management.

We continue to participate in meetings to discuss the transfer of the Council's general ledger which is expected to occur on 1 December 2018.

We are currently responding to the Council's proposal to prepay pensions contributions of £151m into the Pension Fund which the Council are forecasting will save approximately £100m of interest over the sixteen years 2018/19 to 2033/34.

We will:

- continue to hold regular discussions with management to inform our risk assessment for the 2018/19 financial statements and value for money audits;
- review minutes and papers from key meetings; and
- continue to review relevant sector updates to ensure that we capture any emerging issues and consider these as part of audit plans.

## Other areas

### Certification of claims and returns

We are required to certify the Council's annual Housing Benefit Subsidy claim in accordance with procedures agreed with the Department for Work and Pensions. This certification work for the 2017/18 claim will be concluded by November 2018.

The results of the certification work are reported to you in our certification letter.

### Meetings

We met with Finance Officers in August as part of our quarterly liaison meetings and continue to be in discussions with finance staff regarding emerging developments and to ensure the audit process is smooth and effective.

### Events

We provide a range of workshops, along with network events for members and publications to support the Council. Our next event is a financial reporting workshop to be held in early spring. Further details of the publications that may be of interest to the Council are set out in our Sector Update section of this report.

# Audit Deliverables

2017/18 Deliverables	Planned Date	Status
<b>Annual Certification Letter</b> This letter reports any matters arising from our certification work carried out under the PSAA contract.	January 2019	Not yet due
2018/19 Deliverables	Planned Date	Status
<b>Fee Letter</b> Confirming audit fee for 2018/19.	April 2018	Complete
<b>Accounts Audit Plan</b> We are required to issue a detailed accounts audit plan to the Audit Committee setting out our proposed approach in order to give an opinion on the Council's 2018-19 financial statements.	January 2019	Not yet due
<b>Interim Audit Findings</b> We will report to you the findings from our interim audit and our initial value for money risk assessment within our Progress Report.	March 2019	Not yet due
<b>Audit Findings Report</b> The Audit Findings Report will be reported to the April Audit Committee.	April 2019	Not yet due
<b>Auditors Report</b> This is the opinion on your financial statement, annual governance statement and value for money conclusion.	June 2019	Not yet due
<b>Annual Audit Letter</b> This letter communicates the key issues arising from our work.	August 2019	Not yet due
<b>Annual Certification Letter</b> This letter reports any matters arising from our certification work.	December 2019	Not yet due

---

# Sector Update

---

Local government finances are at a tipping point. Councils are tackling a continuing drive to achieve greater efficiency in the delivery of public services, whilst facing the challenges to address rising demand, ongoing budget pressures and social inequality.

Our sector update provides you with an up to date summary of emerging national issues and developments to support you. We cover areas which may have an impact on your organisation, the wider NHS and the public sector as a whole. Links are provided to the detailed report/briefing to allow you to delve further and find out more.

Our public sector team at Grant Thornton also undertake research on service and technical issues. We will bring you the latest research publications in this update. We also include areas of potential interest to start conversations within the organisation and with audit committee members, as well as any accounting and regulatory updates.

- **Grant Thornton Publications**
- **Insights from local government sector specialists**
- **Reports of interest**
- **Accounting and regulatory updates**

More information can be found on our dedicated public sector and local government sections on the Grant Thornton website

# CIPFA consultation – Financial Resilience Index

The Chartered Institute of Public Finance and Accountancy (CIPFA) has consulted on its plans to provide an authoritative measure of local authority financial resilience via a new index. The index, based on publically available information, will provide an assessment of the relative financial health of each English council.

CIPFA has designed the index to provide reassurance to councils who are financially stable and prompt challenge where it may be needed. To understand the sector's views, CIPFA invited all interested parties to respond to questions it has put forward in the consultation by the 24 August.

The decision to develop an index is driven by CIPFA's desire to support the local government sector as it faces a continued financial challenge. The index will not be a predictive model but a diagnostic tool – designed to identify those councils displaying consistent and comparable features that will highlight good practice, but crucially, also point to areas which are associated with financial failure. The information for each council will show their relative position to other councils of the same type. Use of the index will support councils in identifying areas of weakness and enable them to take action to reduce the risk of financial failure. The index will also provide a transparent and independent analysis based on a sound evidence base.

The proposed approach draws on CIPFA's evidence of the factors associated with financial stress, including:

- running down reserves
- failure to plan and deliver savings in service provision
- shortening medium-term financial planning horizons.
- gaps in saving plans
- departments having unplanned overspends and/or undelivered savings.

Conversations with senior practitioners and sector experts have elicited a number of additional potential factors, including:

- the dependency on external central financing
- the proportion of non-discretionary spending – e.g. social care and capital financing - as a proportion of total expenditure
- an adverse (inadequate) judgement by Ofsted on Children's services
- changes in accounting policies (including a change by the council of their minimum revenue provision)
- poor returns on investments
- low level of confidence in financial management.


The consultation document proposes scoring six key indicators:

1. The level of total reserves excluding schools and public health as a proportion of net revenue expenditure.
2. The percentage change in reserves, excluding schools and public health, over the past three years.
3. The ratio of government grants to net revenue expenditure.
4. Proportion of net revenue expenditure accounted for by children's social care, adult social care and debt interest payments.
5. Ofsted overall rating for children's social care.
6. Auditor's VFM judgement.

## CIPFA Consultation

### Challenge question:

Has your Finance team briefed members on the Council's response to the Financial Resilience Index consultation?



# MHCLG – Social Housing Green Paper

The Ministry of Housing, Communities and Local Government (MHCLG) published the Social Housing Green Paper, which seeks views on government's new vision for social housing providing safe, secure homes that help people get on with their lives.

With 4 million households living in social housing and projections for this to rise annually, it is crucial that MHCLG tackle the issues facing both residents and landlords in social housing.

The Green Paper aims to rebalance the relationship between residents and landlords, tackle stigma and ensure that social housing can be both a stable base that supports people when they need it and also support social mobility. The paper proposes fundamental reform to ensure social homes provide an essential, safe, well managed service for all those who need it.

To shape this Green Paper, residents across the country were asked for their views on social housing. Almost 1,000 tenants shared their views with ministers at 14 events across the country, and over 7,000 people contributed their opinions, issues and concerns online; sharing their thoughts and ideas about social housing,

The Green Paper outlines five principles which will underpin a new, fairer deal for social housing residents:

- Tackling stigma and celebrating thriving communities
- Expanding supply and supporting home ownership
- Effective resolution of complaints
- Empowering residents and strengthening the regulator
- Ensuring homes are safe and decent

Consultation on the Green Paper is now underway, which seeks to provide everyone with an opportunity to submit views on proposals for the future of social housing and will run until 6 November 2018.

The Green Paper presents the opportunity to look afresh at the regulatory framework (which was last reviewed nearly eight years ago). Alongside this, MHCLG have published a Call for Evidence which seeks views on how the current regulatory framework is operating and will inform what regulatory changes are required to deliver regulation that is fit for purpose.

The Green Paper acknowledges that to deliver the social homes required, local authorities will need support to build by:

- allowing them to borrow
- exploring new flexibilities over how to spend Right to Buy receipts
- not requiring them to make a payment in respect of their vacant higher value council homes

As a result of concerns raised by residents, MHCLG has decided not to implement at this time the provisions in the Housing and Planning Act to make fixed term tenancies mandatory for local authority tenants.

The Green Paper is available on the MHCLG's website at:  
<https://www.gov.uk/government/consultations/a-new-deal-for-social-housing>

## Social Housing Green Paper Consultation



### Challenge question:

What does the Social Housing Green Paper mean for your local authority?





# MHCLG – Business rate pilots

The Council is currently part of the London 100% business rates retention pilot for the 2018-19 financial year.

The Secretary of State has invited more councils to apply for powers to retain the growth in their business rates under the new pilots. The pilots will see councils rewarded for supporting local firms and local jobs and ensure they benefit directly from the proceeds of economic growth.

From April 2019, selected pilot areas will be able to retain 75% of the growth in income raised through business rates, incentivising councils to encourage growth in business and on the high street in their areas. This will allow money to stay in communities and be spent on local priorities - including more funding to support frontline services.

This follows the success of previous waves of business rates retention pilots, launched in a wide range of areas across country in 2017 and 2018.

The current 50% business rates retention scheme is yielding strong results and in 2018 to 2019 it is estimated that local authorities will keep around £2.4 billion in business rates growth.

Findings from the new round of pilots will help the government understand how local authorities can smoothly transition into the proposed system in 2020.

Proposals will need to show how local authorities would 'pool' their business rates and work collaboratively to promote financial sustainability, growth or a combination of these.


Alongside the pilots, the government will continue to work with local authorities, the Local Government Association, and others on reform options that give local authorities more control over the money they raise and are sustainable in the long term.

The invitation is addressed to all authorities in England, excluding those with ongoing business rates retention pilots in devolution areas and London. Due to affordability constraints, it may be necessary to assess applications against selection criteria, which will include:

- Proposed pooling arrangements operate across a functional economic area
- Proposal demonstrates how pooled income from growth will be used across the pilot area to either boost further growth, promote financial sustainability or a combination of these
- Proposal sets out robust governance arrangements for strategic decision-making around management of risk and reward and outlines how these support the participating authorities' proposed pooling arrangements

Any proposals will need to show that all participating authorities have agreed to become part of the suggested pool and share additional growth as outlined in the bid. The Section 151 officer of each authority will need to sign off the proposal before submission.

Proposal for new pilots must be received the MHCLG by midnight on Tuesday 25<sup>th</sup> September 2018.



# Institute of Fiscal Studies: Impact of ‘Fair Funding Review’

The IFS has published a paper that focuses on the issues arising in assessing the spending needs of different councils. The government’s ‘Fair Funding Review’ is aimed at designing a new system for allocating funding between councils. It will update and improve methods for estimating councils’ differing abilities to raise revenues and their differing spending needs. The government is looking for the new system to be simple and transparent, but at the same time robust and evidence based.

## Accounting for councils’ spending needs

The IFS note that the Review is seeking a less subjective and more transparent approach which is focused on the relationship between spending and needs indicators. However, like any funding system, there will be limitations, for example, any attempt to assess needs will be affected by the MHCLG’s funding policies adopted in the year of data used to estimate the spending needs formula. A key consideration will be the inherently subjective nature of ‘spending needs’ and ‘needs indicators’, and how this will be dealt with under any new funding approach. Whilst no assessment of spending needs can be truly objective, the IFS state it can and should be evidence based.

The IFS also note that transparency will be critical, particularly in relation to the impact that different choices will have for different councils, such as the year of data used and the needs indicators selected. These differentiating factors and their consequences will need to be understood and debated.

## Accounting for councils’ revenues

The biggest source of locally-raised revenue for councils is and will continue to be council tax. However, there is significant variation between councils in the amount of council tax raised per person. The IFS identify that a key decision for the Fair Funding Review is the extent to which tax bases or actual revenues should be used for determining funding levels going forward.

Councils also raise significant sums of money from levying fees and charges, although this varies dramatically across the country. The IFS note that it is difficult to take account of these differences in a new funding system as there is no well-defined measure of revenue raising capacity from sales, fees and charges, unlike council tax where the tax base can be used.

## The overall system: redistribution, incentives and transparency

The IFS also identify that an important policy decision for the new system is the extent to which it prioritises redistribution between councils, compared to financial incentives for councils to improve their own socio-economic lot. A system that fully and immediately equalises for differences in assessed spending needs and revenue-raising capacity will help ensure different councils can provide similar standards of public services. However, it would provide little financial incentive for councils to tackle the drivers of spending needs and boost local economics and tax bases.

Further detail on the impact of the fair funding review can be found in the full report <https://www.ifs.org.uk/uploads/publications/comms/R148.pdf>.



# National Audit Office – The health and social care interface

The NAO has published its latest ‘think piece on the barriers that prevent health and social care services working together effectively, examples of joint working in a ‘whole system’ sense and the move towards services centred on the needs of the individual. The report aims to inform the ongoing debate about the future of health and social care in England. It anticipates the upcoming green paper on the future funding of adult social care, and the planned 2019 Spending Review, which will set out the funding needs of both local government and the NHS.

The report discusses 16 challenges to improved joint working. It also highlights some of the work being carried out nationally and locally to overcome these challenges and the progress that has been made. The NAO draw out the risks presented by inherent differences between the health and social care systems and how national and local bodies are managing these.

**Financial challenges** – include financial pressures, future funding uncertainties, focus on short-term funding issues in the acute sector, the accountability of individual organisations to balance the books, and differing eligibility criteria for access to health and social care services.

**Culture and structure** – include organisational boundaries impacting on service management and regulation, poor understanding between the NHS and local government of their respective decision-making frameworks, complex governance arrangements hindering decision-making, problems with local leadership holding back improvements or de-stabilising joint working, a lack of co-terminus geographic areas over which health and local government services are planned and delivered, problems with sharing data across health and social care, and difficulties developing person-centred care.

**Strategic issues** – include differences in national influence and status contributing to social care not being as well represented as the NHS, strategic misalignment of organisations across local systems inhibiting joint local planning, and central government’s unrealistic expectations of the pace at which the required change in working practices can progress..


This ‘think piece’ draws on the NAO’s past work and draws on recent research and reviews by other organisations, most notably the Care Quality Commission’s review of health and social care systems in 20 local authority areas, which it carried out between August 2017 and May 2018. The NAO note that there is a lot of good work being done nationally and locally to overcome the barriers to joint working, but often this is not happening at the scale and pace needed.

The report is available to download from the NAO’s website at:  
<https://www.nao.org.uk/report/the-health-and-social-care-interface/>

## The health and social care interface

### Challenge question:

Has the Audit and Performance Committee considered the 16 challenges to joint working and what can be done to mitigate these?



# The Vibrant Economy Index

## a new way to measure success

Our Vibrant Economy Index uses data to provide a robust, independent framework to help everyone understand the challenges and opportunities in their local areas. We want to start a debate about what type of economy we want to build in the UK and spark collaboration between citizens, businesses and place-shapers to make their places thrive.

Places are complex and have an intrinsic impact on the people and businesses within them. Economic growth doesn't influence all of the elements that are important to people's lives – so we shouldn't use GDP to measure success. We set out to create another measure for understanding what makes a place successful.

In total, we look at 324 English local authority areas, taking into account not only economic prosperity but health and happiness, inclusion and equality, environmental resilience, community and dynamism and opportunity. Highlights of the index include:

- Traditional measures of success – gross value added (GVA), average workplace earning and employment do not correlate in any significant way with the other baskets. This is particularly apparent in cities, which despite significant economic strengths are often characterised by substantial deprivation and low aspiration, high numbers of long-term unemployment and high numbers of benefit claimants
- The importance of the relationships between different places and the subsequent role of infrastructure in connecting places and facilitating choice. The reality is that patterns of travel for work, study and leisure don't reflect administrative boundaries. Patterns emerge where prosperous and dynamic areas are surrounded by more inclusive and healthy and happy places, as people choose where they live and travel to work in prosperous areas.
- The challenges facing leaders across the public, private and third sector in how to support those places that perform less well. No one organisation can address this on their own. Collaboration is key.

Visit our website ([www.granththornton.co.uk](http://www.granththornton.co.uk)) to explore the interactive map, read case studies and opinion pieces, and download our report **Vibrant Economy Index: Building a better economy**.

### Vibrant Economy app

To support local collaboration, we have also developed a Vibrant Economy app. It's been designed to help broaden understanding of the elements of a vibrant economy and encourage the sharing of new ideas for – and existing stories of – local vibrancy.

We've developed the app to help people and organisations:

- see how their place performs against the index and the views of others through an interactive quiz
- post ideas and share examples of local activities that make places more vibrant
- access insights from Grant Thornton on a vibrant economy.

We're inviting councils to share it with their employees and the wider community to download. We can provide supporting collateral for internal communications on launch and anonymised reporting of your employees' views to contribute to your thinking and response.

To download the app visit your app store and search 'Vibrant Economy'

- Fill in your details to sign up, and wait for the verification email (check your spam folder if you don't see it)
- Explore the app and take the quiz
- Go to the Vibrant Ideas section to share your picture and story or idea



# Supply Chain Insights tool helps support supply chain assurance in public services

## Grant Thornton UK LLP has launched a new insights and benchmarking platform to support supply chain assurance and competitor intelligence in public services.

The Supply Chain Insights service is designed for use by financial directors and procurement professionals in the public sector, and market leaders in private sector suppliers to the public sector. It provides users with a detailed picture of contract value and spend with their supply chain members across the public sector. The analysis also provides a robust and granular view on the viability, sustainability, market position and coverage of their key suppliers and competitors.

The platform is built on aggregated data from 96 million invoices and covers £0.5 trillion of spending. The data is supplemented with financial standing data and indicators to give a fully rounded view. The service is supported by a dedicated team of analysts and is available to access directly as an on-line platform.

Phillip Woolley, Partner, Grant Thornton UK LLP, said:

"The fall-out from the recent failure of Carillion has highlighted the urgent need for robust and ongoing supply chain monitoring and assurance. Supply Chain Insights provides a clear picture of your suppliers' activities across the sector, allowing you to understand risks, capacity and track-record. We think it's an indispensable resource in today's supplier market."



### The tool enables you to immediately:

- access over 96 million transactions that are continually added to
- segment invoices by:
  - organisation and category
  - service provider
  - date at a monthly level
- benchmark your spend against your peers
- identify:
  - organisations buying similar services
  - differences in pricing
  - the leading supplier
- see how important each buyer is to a supplier
- benchmark public sector organisations' spend on a consistent basis
- see how much public sector organisations spend with different suppliers

Supply Chain Insights forms part of the Grant Thornton Public Sector Insight Studio portfolio of analytics platforms.

Click on Supply Chain Insights for more information.

## Supply Chain Insights

Grant Thornton

### Challenge question:

Has your Authority considered how our Supply Chain Insight tool can help support your supply chain assurance?



---

# Links

---

## Grant Thornton website links

<https://www.grantthornton.co.uk/>

<http://www.grantthornton.co.uk/industries/publicsector>

## National Audit Office link

<https://www.nao.org.uk/report/the-health-and-social-care-interface/>

## Ministry of Housing, Communities and Local Government links

<https://www.gov.uk/government/news/social-housing-green-paper-a-new-deal-for-social-housing>

[https://assets.publishing.service.gov.uk/government/uploads/system/uploads/attachment\\_data/file/728722/BRR\\_Pilots\\_19-20\\_Prospectus.pdf](https://assets.publishing.service.gov.uk/government/uploads/system/uploads/attachment_data/file/728722/BRR_Pilots_19-20_Prospectus.pdf)

## Institute for Fiscal Studies

<https://www.ifs.org.uk/uploads/publications/comms/R148.pdf>

